



Patient User Guide

Kòman enstale aplikasyon Google Meet sou yon aparèy mobil (telefòn oswa tablèt)

Aparèy mobil Android

1 Ouvri **Google Play Store**



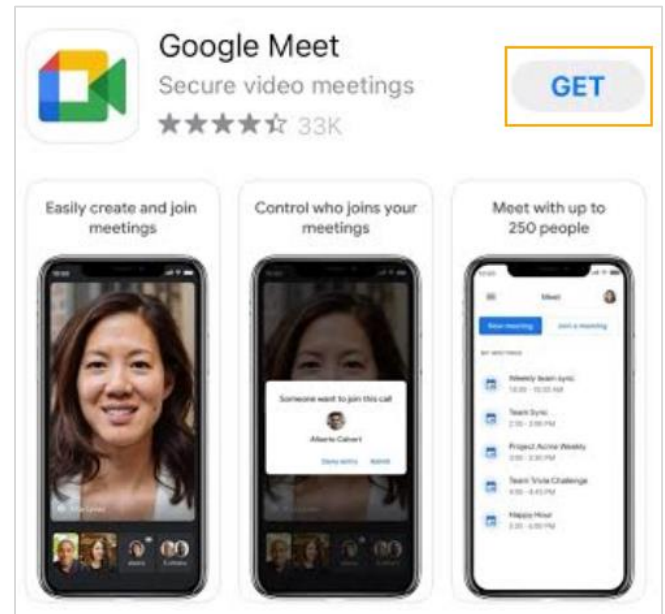
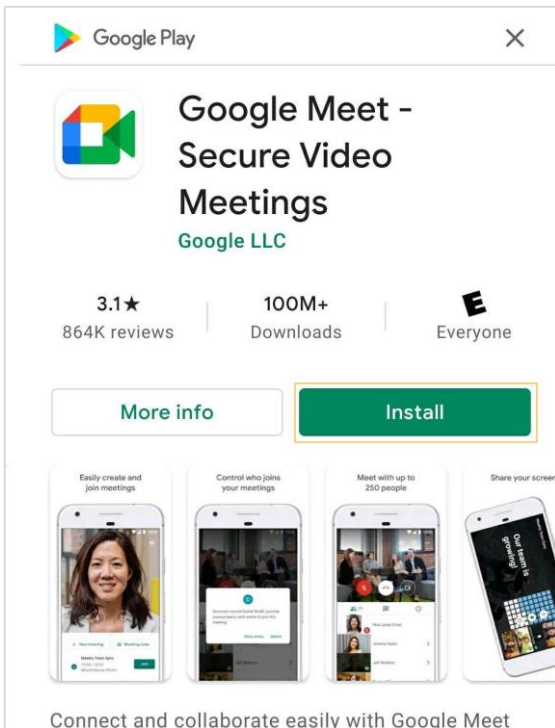
2 Chèche aplikasyon **Google Meet** ep **install** e l

Aparèy mobil iOS/Apple

Ouvri **App Store**



Chèche aplikasyon **Google Meet** epi enst **GET**



ATANSYON: pou sèvi ak Google Meet, ou dwe gen yon kont Google. Si ou itilize Android, ou genyen youn deja. Si ou itilize iOS/Apple, ou kapab sèvi avèk yon kont Google/Gmail ou genyen deja oswa kreye youn.


Ou bezwen èd?

Rele sèvis Jesyon enfòmasyon sou sante (Health Information Management, HIM) nan (617) 394-7888 soti 9:00 AM pou 5:00 PM (lè nan lès Etazini), soti lendi pou rive vandredi

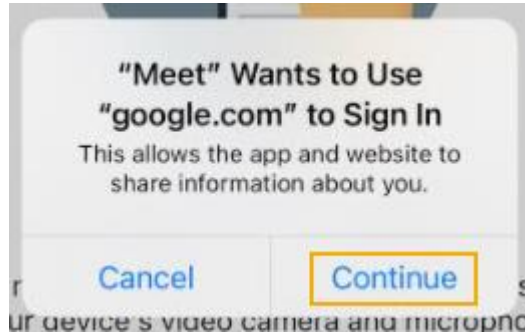


Patient User Guide

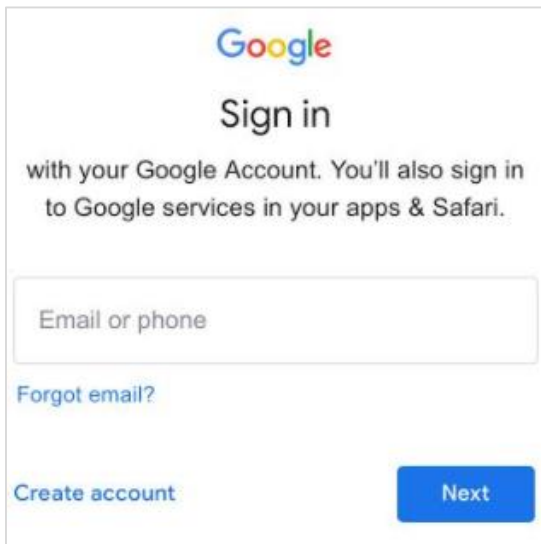
Anvan premye vizit telesante pa w la

1 Chèche aplikasyon **Google Meet** la ki enstale sou aparèy mobil ou.  ouvri


2 Peze sou **Continue** pou konekte kont Google ou



3 Mete email ak modepas Google ou. Si w pa gen kont Google, ou kapab klike sou [Create account](#)



4 Kounye a, ou nan Google Meet.



Ou bezwen èd?

Rele sèvis Jesyon enfòmasyon sou sante (Health Information Management, HIM) nan (617) 394-7888 soti 9:00 AM pou 5:00 PM (lè nan lès Etazini), soti lendi pou rive vandredi