



Patient User Guide

Installing Google Meet on a Mobile Device (Phone or Tablet)

Android Mobile Devices

1 Locate the **Google Play** store



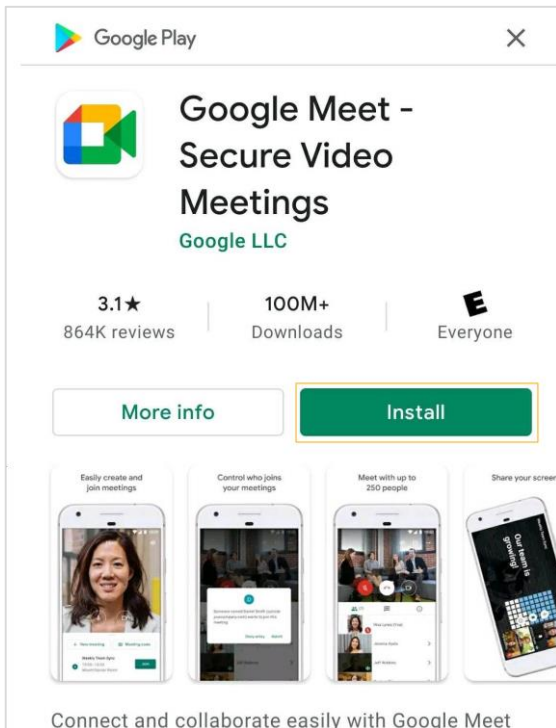
2 Search for **Google Meet** and select **Install**

iOS/Apple Mobile Devices

Locate the **App** store



Search for **Google Meet** and select **GET**



NOTE: In order to use Google Meet, you need to have a Google Account. For Android users, you have one by default. For iOS/Apple Users, you can use an existing Google/Gmail account or create one.

Need Help?

Call Health Information Management (HIM) at (617) 394-7888 from 9:00 AM – 5:00 PM ET Monday - Friday



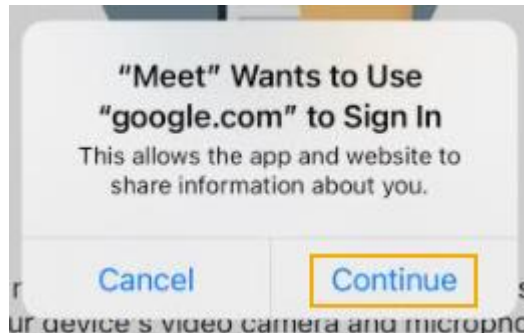
Patient User Guide

Before Your First Telehealth Visit

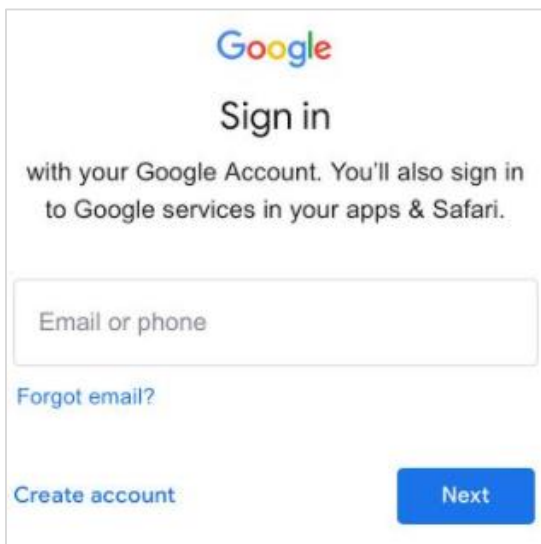
1 Locate the **Google Meet** app on your mobile device and open it




2 Select **Continue** to login with a Google account



3 Enter your Google email and password. If you do not have a Google account, you can click [Create account](#)



4 You are now in Google Meets.



Need Help?

Call Health Information Management (HIM) at (617) 394-7888 from 9:00 AM – 5:00 PM ET Monday - Friday