





# Patient User Guide

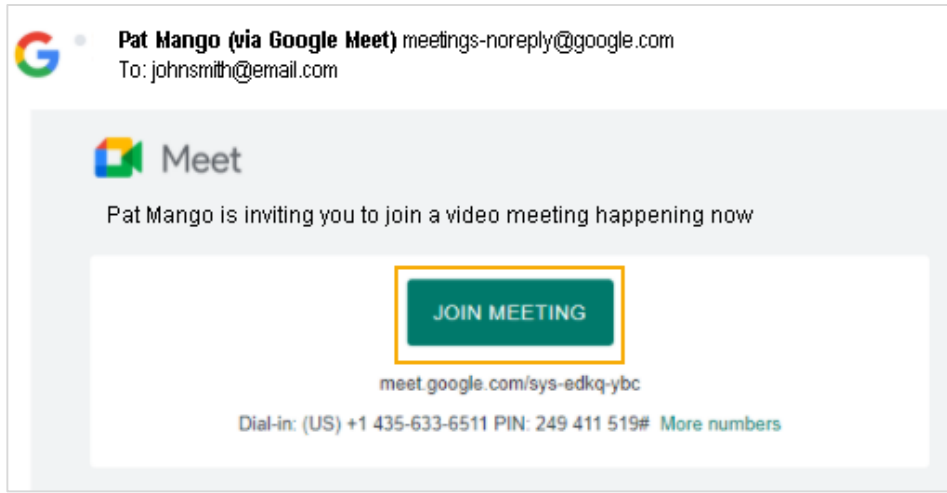
## Kijan pou W Antre nan Randevou Telesante w la sou Òdinatè W

1  Lè lè randevou Telesante w la rive, w ap resevwa yon imèl nan men pwofesyonèl medikal ou a k ap gen kòm sijè: **Happening now: [Pwofesyonèl Medikal ou a] is inviting you to a video meeting:**

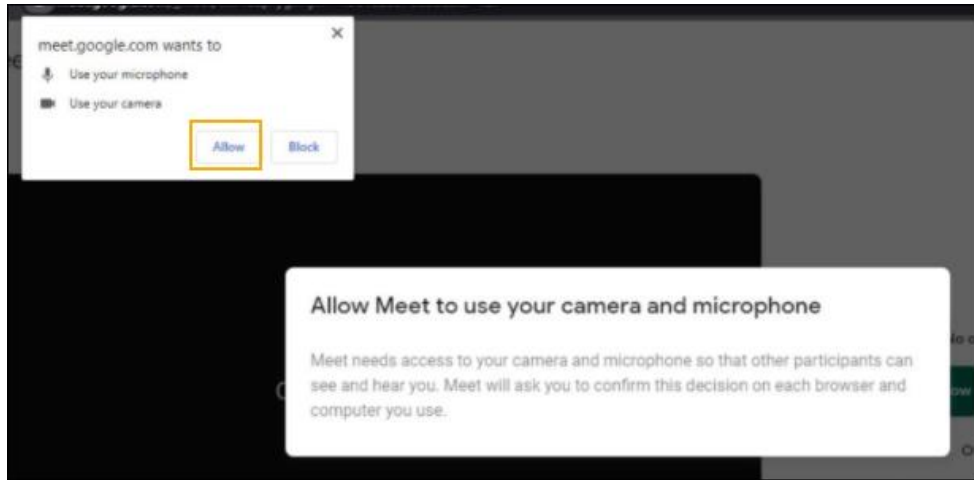
 **Pat Mango (via Google Meet)**  **Happening now: Pat Mango is inviting you to a video meeting...**

Si w pa wè mesaj sa a nan **Bwat Resepsyon w lan**, tanpri gade nan dosye **SPAM** oswa **JUNK** ou a

2 Klike sou mesaj la epi apre sa chwazi 



3 Lè w fin chwazi **Join Meeting**, w ap gen pou otorize aplikasyon an sèvi avèk kamera w ak mikwo w



### Ou bezwen Èd?

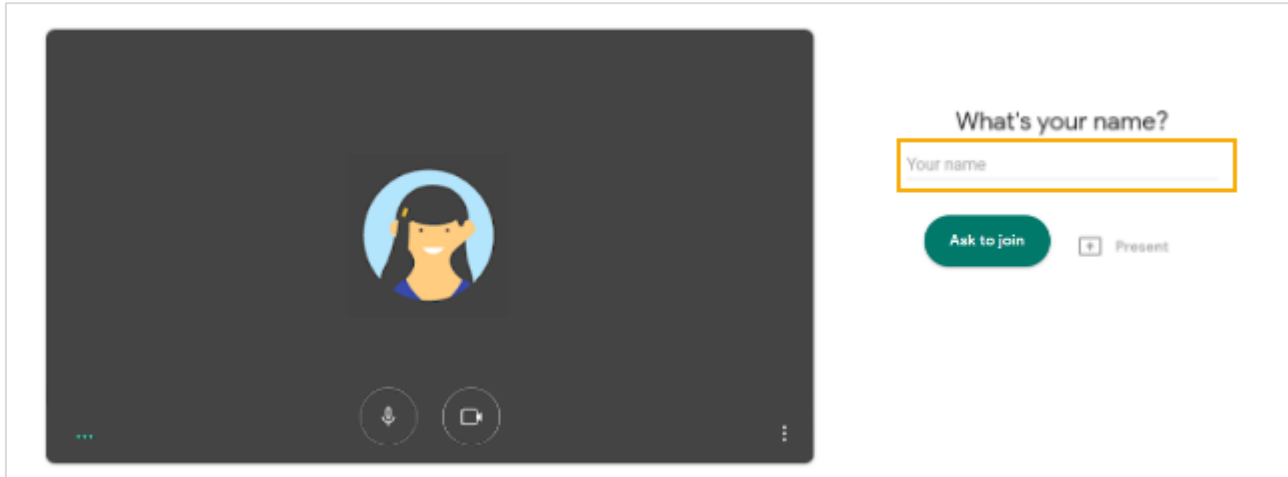
Rele sèvis Jesyon enfòmasyon sou sante (Health Information Management, HIM) nan (617) 394-7888 soti 9:00 AM pou 5:00 PM (lè nan lès Etazini), soti lendi pou rive vandredi



# Patient User Guide

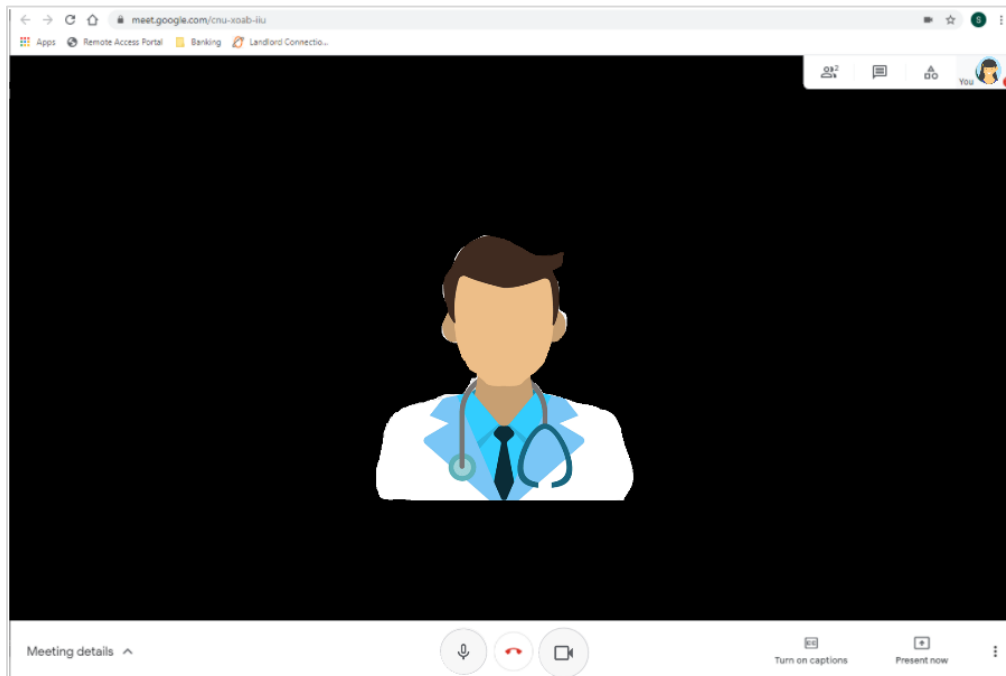
**4** Yo gen dwa mande w mete non w. Tanpri mete l epi apre sa chwazi

**Ask to join**



Si w konekte nan Google Chrome, ou p ap bezwen mete non w men olye de sa w ap annik gen pou klike Pou enst **Ask to join** pou kijan pou konekte sou Google Chrome, tanpri gade paj 6

**5** Kounye a w ap nan Rankont (Meet) la



## Ou bezwen Èd?


Rele sèvis Jesyon enfòmasyon sou sante (Health Information Management, HIM) nan (617) 394-7888 soti 9:00 AM pou 5:00 PM (lè nan lès Etazini), soti lendi pou rive vandredi



# Patient User Guide

## Kijan pou Sèvi ak Google Meets

**1** Anba ekran w lan ou ta dwe wè ba meni blan an. Si w pa wè ba sa a, annik klike sou ekran an oswa deplase pwentè w lan nan Google Meet.



### Etenn/limen mikwo a

Mete oswa wete tèt ou sou bèbè. Si senbòl mikwo a wouj, ou bèbè.

### Kite apèl la

Klike isit la lè w pare pou w sòti nan randevou w lan.

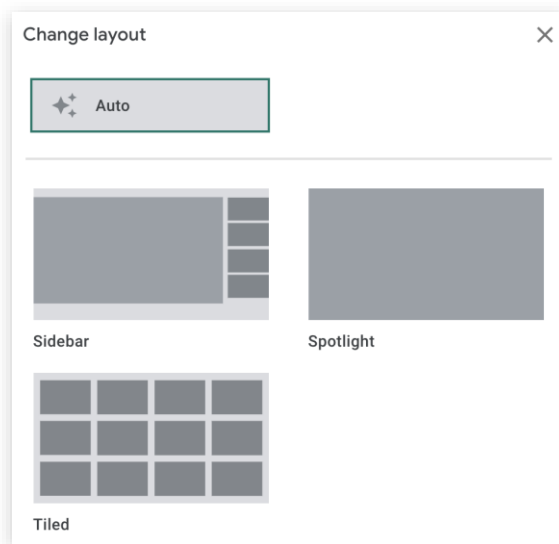
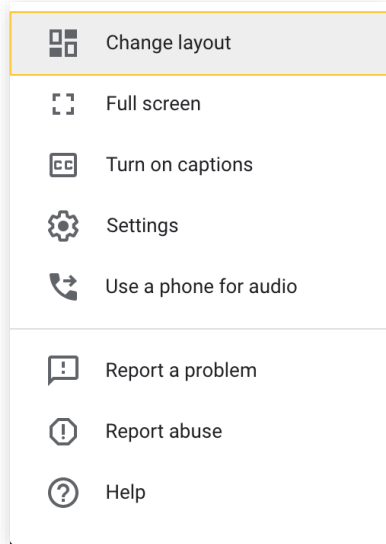
### Limèn/etenn kamera a

Si senbòl kamera a wouj, videyo w la etenn.

### Limèn soutitraj yo

Tèks la pral parèt anba ekran w lan. (Anglè sèlman)

**2** Nan ba meni blan an, klike sou ser : ≡ pou w chanje aranjanman paj la.



## Ou bezwen Èd?

Rele sèvis Jesyon enfòmasyon sou sante (Health Information Management, HIM) nan (617) 394-7888 soti 9:00 AM pou 5:00 PM (lè nan lès Etazini), soti lendi pou rive vandredi



# Patient User Guide

## Kisa pou w fè si w gen pwoblèm avèk odyo w lan

Si w gen pwoblèm avèk odyo w oswa si òdinatè w la pa gen yon mikwo, ou gen kèk opsyon pou w patisipe nan vizit ou a.

**1** Nan ba meni blan an, klike sou senbòl ki nan kwen dwat ki anba a

**2** Chwazi nan lis la **Use a phone for audio**



Pou w rele tèt ou nan Google Meet, nan opsyon **Call me**

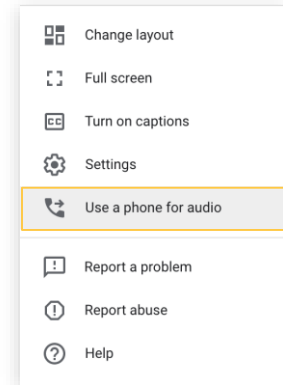
- a** Antre nimewo telefòn ou (Etazini ak Kanada sèlman)
- b** Klike nan kwen sou bò dwat anba a pou w konpoze nimewo a
- c** Lè w fin reponn telefòn nan, peze '1' nan telefòn nan pou w konekte odyo w pou vizit la



Pou w rele nan vizit la nan telefòn ou, nan opsyon **Dial in**

- a** Konpoze nimewo ki ekri an sou telefòn ou
- b** Lè yo mande w fè sa, antre PIN ou nan telefòn ou

*Atansyon: Ou pral resevwa yon nimewo telefòn inik ak yon PIN. Egzanp ki pi ba a se pa nimewo a.*



## Ou bezwen Èd?

Rele sèvis Jesyon enfòmasyon sou sante (Health Information Management, HIM) nan (617) 394-7888 soti 9:00 AM pou 5:00 PM (lè nan lès Etazini), soti lendi pou rive vandredi



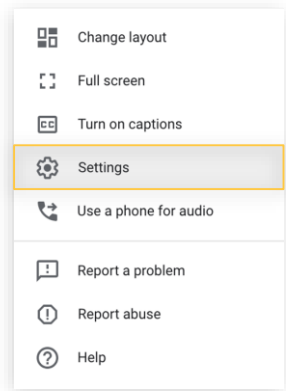
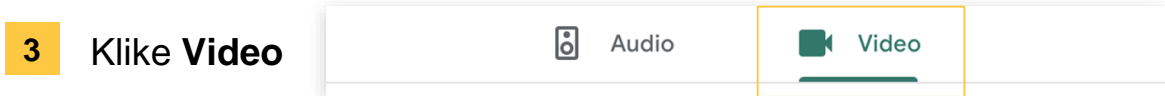
# Patient User Guide

## Kisa pou w fè si w gen pwoblèm avèk odyo w

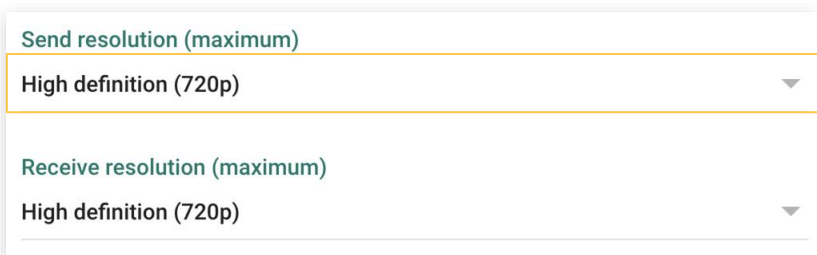
Si w gen pwoblèm avèk odyo w pandan apèl la, ou ka bese kalite videyo a pou ede w ak koneksyon w lan.

**1** Nan ba meni blan an, klike sou senbòl ki nan kwen dwat anba a

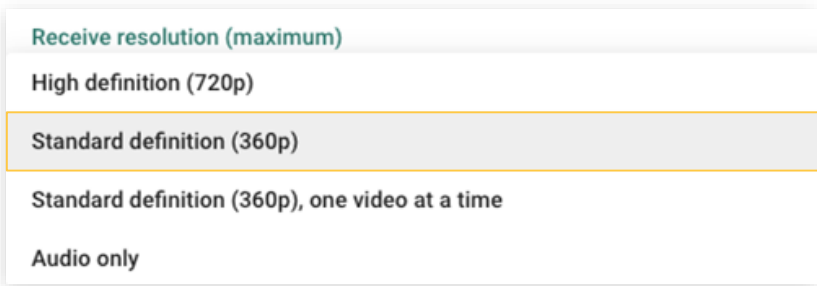
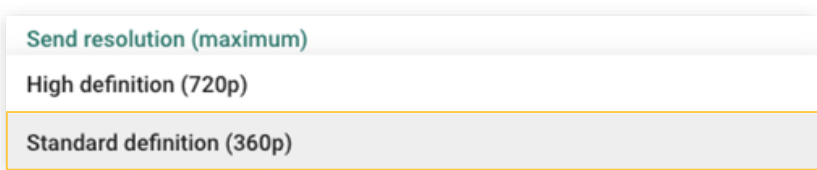
**2** Chwazi nan lista



**4** Yon meni ap parèt ak de meni dewoulan:  
**Send Resolution** ak **Receive Resolution**



Klike sou High Definition epi chanje paramèt la pou mete Standard Definition



### Ou bezwen Èd?

Rele sèvis Jesyon enfòmasyon sou sante (Health Information Management, HIM) nan (617) 394-7888 soti 9:00 AM pou 5:00 PM (lè nan lès Etazini), soti lendi pou rive vandredi



# Patient User Guide

## Kijan pou w Konekte nan Chrome

Si w gen yon Kont Google, ou ka itilize l pou w konekte nan navigatè Chrome ou an.

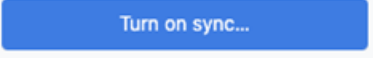
Ou pa bezwen konekte nan navigatè Chrome nan pou vizit telesante w la.

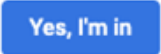
Lè w antre nan kont Google ou a nan Chrome sa pral pèmèt ou evite tape non w avan w antre nan Rankont la.

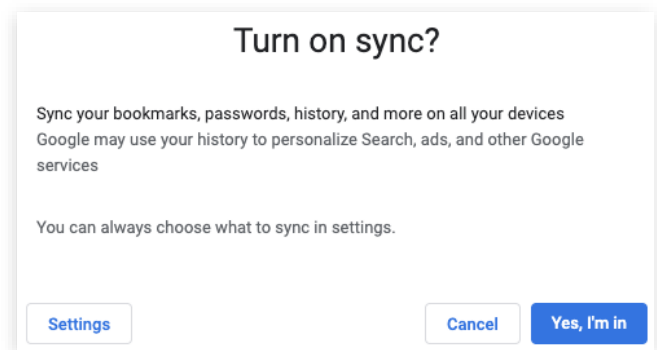
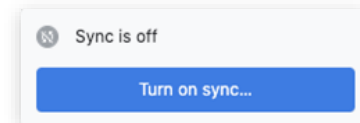

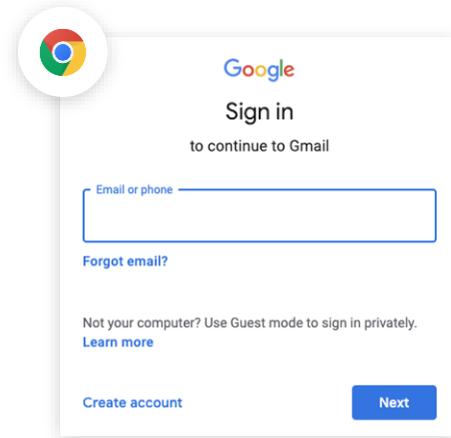
**1** Ouvè Chrome sou òdinatè w lan

**2** Konekte sou kont Google ou a nan **mail.google.com**

**3** Nan kwen dwat anwo sou ekran an, klike sou senbòl won an ki gen yon foto oswa yon inisyèl sou li.

**4** Klike sou 

**4** Lè yo mande w fè sa, klike sou 



## Ou bezwen Èd?

Rele sèvis Jesyon enfòmasyon sou sante (Health Information Management, HIM) nan (617) 394-7888 soti 9:00 AM pou 5:00 PM (lè nan lès Etazini), soti lendi pou rive vandredi